

NIKE x BV

Unlocking Nike's Code of Conduct and Code Leadership Standards: A Supply Chain Training

User Guide & FAQs

Digital Client Solutions – July 2025



Content

1. User Sign-up Guide	3
1.1. How to register on OneSource Academy.....	3
1.2. How to reset your password	5
1.3. How to access the training.....	5
1.4. Select your preferred language for Nike's Code of Conduct and Code Leadership Standards Training	6
2. Frequently Asked Questions (FAQs)	9
2.1. What is Unlocking Nike's Code of Conduct and Code Leadership Standards: A Supply Chain Training Course?.....	9
2.2. What is the main purpose of Unlocking Nike's Code of Conduct and Code Leadership Standards: A Supply Chain Training Course?	9
2.3. What if I already have an account?	9
2.4. What is the cost of the course?.....	9
2.5. How long does the course take to complete?.....	10
2.6. What languages are available for the course?	10
2.7. Can learners choose their preferred language in the system interface?.....	10
2.8. Who should I contact if I have questions during the training?	10

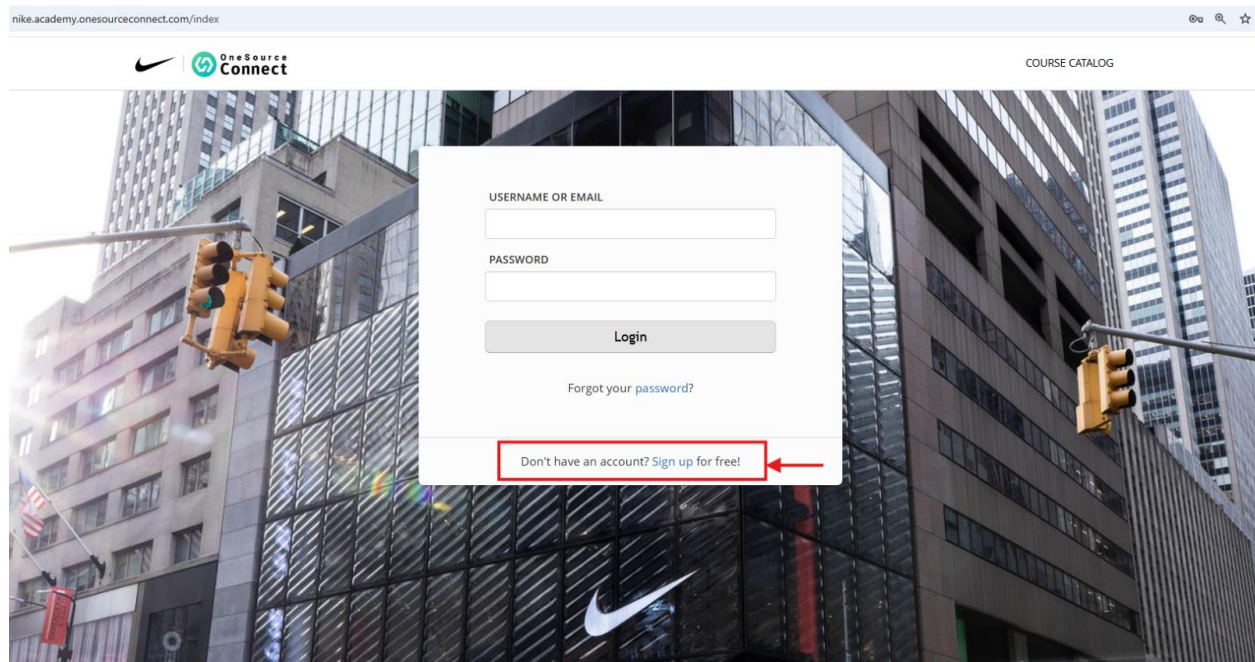
1. User Sign-up Guide

1.1. How to register on OneSource Academy

Step 1 – Click “Sign up for free”

At the login page, click “**Sign up for free.**” This will take you to a registration form.


<https://nike.academy.onesourceconnect.com>.



Step 2 – Fill out the Registration Form


Provide the following information in the registration form: First name, last name, email, username and password. You may disregard the other fields (Manufacturing Location Name, Manufacturing Location Code, and Function, etc.). Then, click “**Create account.**”

You will be asked to verify with CAPTCHA and your provided email.

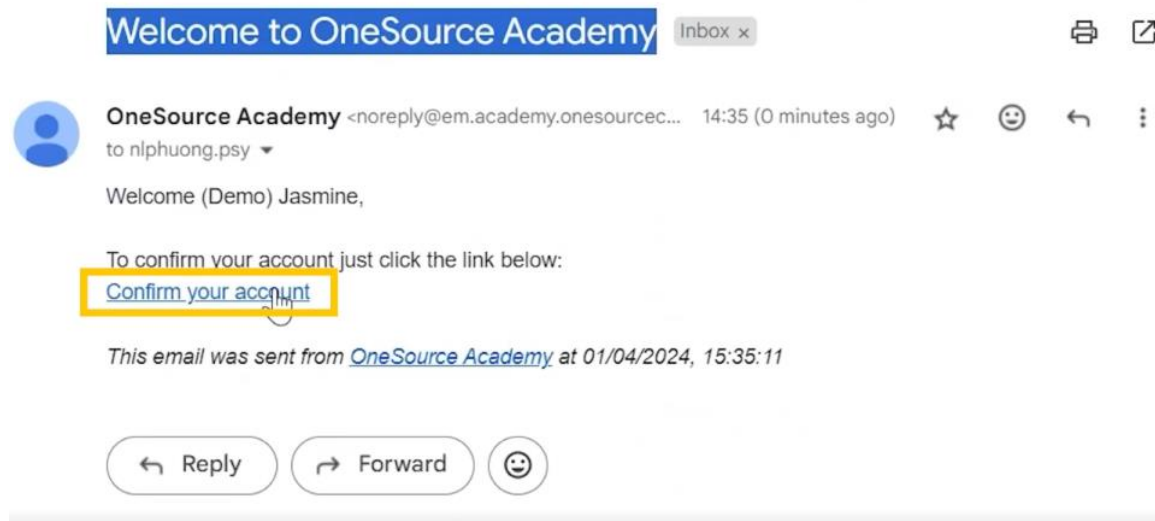
<p>FIRST NAME e.g., John</p> <p>LAST NAME e.g., Doe</p> <p>EMAIL ADDRESS e.g., j.doe@example.com</p> <p>USERNAME lisa.nguyen@bureauveritas.com</p> <p>PASSWORD</p> <p>MANUFACTURING LOCATION NAME</p> <p>MANUFACTURING LOCATION CODE</p> <p>FUNCTION Select an option...</p> <p>ATL/BTL Select an option...</p> <p>TIER 1 Select an option...</p> <p>TIER 2 Select an option...</p> <p>TIER 3 Select an option...</p>	<p>VENDOR GROUP NAME</p> <p>VENDOR GROUP CODE</p> <p>PRODUCT ENGINE Select an option...</p> <p>MATERIAL CLASS Select an option...</p> <p>LEAD BRAND Select an option...</p> <p>SOURCING GROUP (LICENSEE) Select an option...</p> <p>MULTI-CLIENT BRANCH? Select an option...</p> <p>I'D LIKE TO RECEIVE FUTURE COURSE INFO FROM BUREAU VERITAS MARKETING. Select an option...</p> <p><input type="checkbox"/> I'm not a robot </p> <p>Create account</p>
---	--

Step 3 – Verification with CAPTCHA and Email:

Complete the quick CAPTCHA verification to confirm that you are a person.



After the CAPTCHA verification, check your email for a message from the system, which contains an account-confirmation link. Click on this link to activate your account.



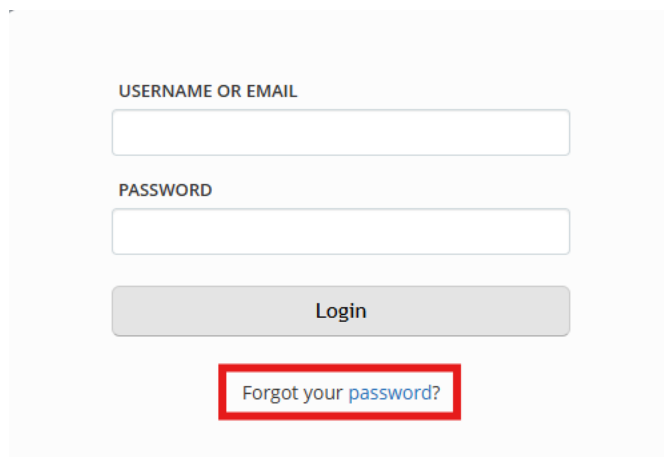
Your account is now activated. Now you can explore the platform!

Important Note:

- If you already have an account under the [OneSource Academy](#), simply log in using your existing email address.
- If you experience any issues logging in, contact us at SupportAcademy@bureauveritas.com for assistance.

1.2. How to reset your password

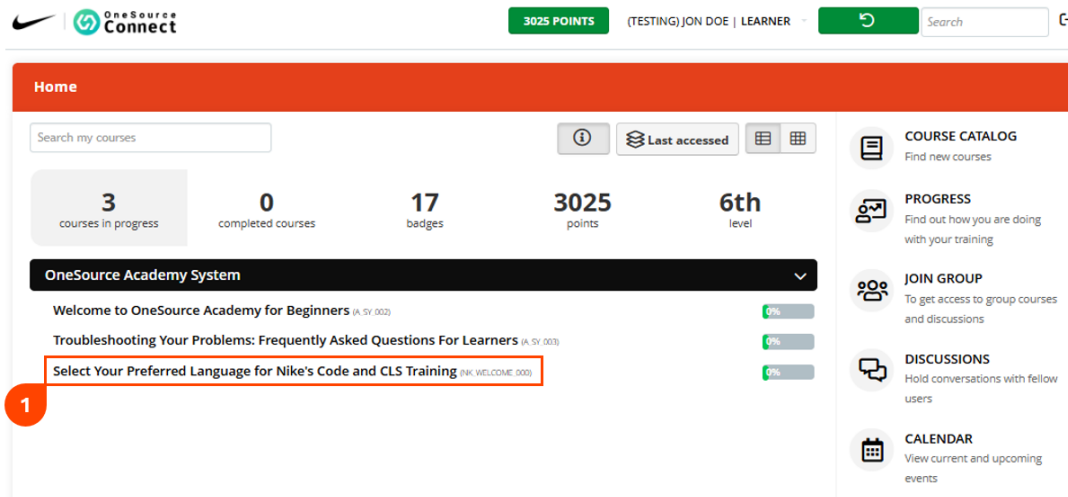
If you forget your password or wish to reset it, click “**Forgot your password?**” and follow the provided instructions.



1.3. How to access the training

Once logged into the OneSource Academy platform, three foundational courses will be automatically assigned to your account:

Start with “**Select Your Preferred Language for Nike's Code and CLS Training**” by clicking on the course (1).



This course will instruct you on how to select your preferred language for the Code & CLS training. Note that only the English version of the course will be available until the additional three course translations are released in September.

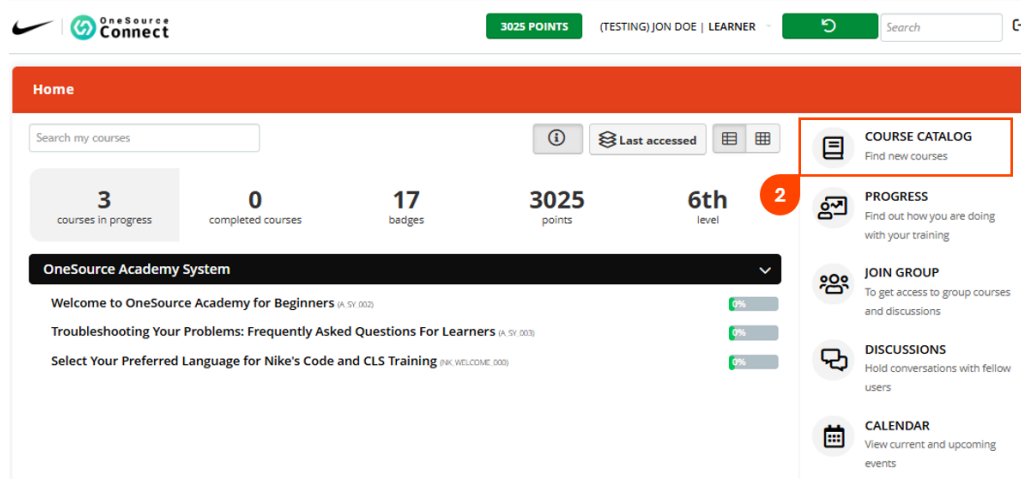
Note: We also highly recommend you complete the two platform-training courses, which will get you familiarized with the OneSource Academy platform, and therefore have a smoother training experience:

- **Welcome to OneSource Academy for Beginners**
- **Troubleshooting Your Problems: Frequently Asked Questions for Learners**

1.4. Select your preferred language for Nike's Code of Conduct and Code Leadership Standards Training

Training will be available in English (July 2025) and Chinese (simplified), Vietnamese, and Bahasa Indonesia (September 2025). Follow these steps to select your preferred language course.

1. On the homepage, click (2) “**Course Catalog**” (located on the right side of the screen).



2. In the search bar, (3) type the course name: “**Unlocking Nike's Code of Conduct and Code Leadership Standards: A Supply Chain Training**” to find course training.

From the search results, select the version of the course in your **preferred language**.

There are two viewing formats available for course selection:

List view

Grid view

Note:

- The English version will be available in July 2025. You can enroll in this version immediately.
- The Chinese, Indonesian, and Vietnamese versions will be available in September 2025. You will receive a notification once these courses are released so you can enroll in your preferred language.

3. Click on (4) **"Get this course"** to enroll.



Nike Code of Conduct and Code Leadership Standards Unlocking Nike's Code of Conduct and Code Leadership Standards: A Supply Chain Training (NK_CLS_ESG_01_EN)

★★★★★

🔥 This course provides Nike's suppliers with a comprehensive overview of the Nike Code of Conduct (Code) and Code Leadership Standards (CLS). It outlines the requirements necessary to meet Nike's compliance program. Additionally, it covers strategies for implementing management systems within a supplier's operations. The information in this course will provide a greater understanding of Nike's requirements, local laws, and industry guidelines.

🌟 **Course Objectives:**

- Understand the key requirements of Nike's Code of Conduct and Code Leadership Standards.

[read more](#)

COURSE TYPE: CLIENT SPECIFIC COURSE

CONTENT

📄 Copyright Notice, Disclaimers, and Credits

WELCOME ABOARD!

📄 Academy User Guide

📄 About Our Course

LEVEL 1: THE BASELINE

📄 Chapter 1: Introduction

📄 Chapter 2: Nike Code of Conduct

LEVEL 2: ACTIVE

📄 Chapter 1: How to Meet Active Requirements

📄 Chapter 2: Align Your Management System to the Active Requirements

The course will appear in your account after enrollment. Click to start whenever you're ready.

2. Frequently Asked Questions (FAQs)

2.1. What is Unlocking Nike's Code of Conduct and Code Leadership Standards: A Supply Chain Training Course?

This course provides facilities with a comprehensive overview of Nike's Code of Conduct (Code) and Code Leadership Standards (CLS). It outlines the requirements necessary to meet Nike's compliance program. Additionally, it covers strategies for implementing management systems within a facility's operations. The information in this course will provide a greater understanding of Nike's requirements, local laws, and industry guidelines.

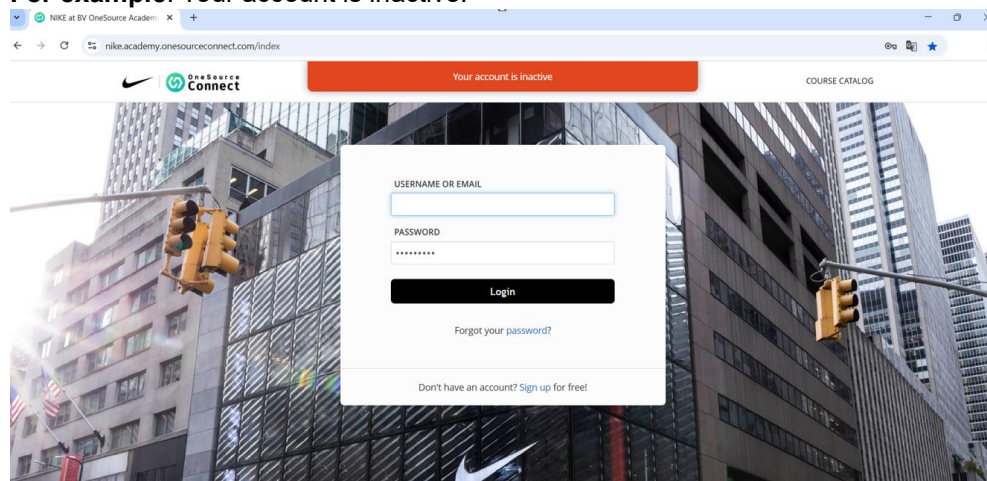
2.2. What is the main purpose of Unlocking Nike's Code of Conduct and Code Leadership Standards: A Supply Chain Training Course?

- Understand the key requirements of Nike's Code of Conduct and Code Leadership Standards.
- Identify the right information to develop an internal facility Code of Conduct that aligns with Nike's requirements, local laws, and industry guidelines.
- Articulate best practices for minimizing air emissions, greenhouse gas emissions, and properly managing waste to support Nike's sustainability goals.
- Discuss effective strategies for managing chemicals, with a focus on restricted substances, to ensure worker safety and environmental protection.
- Recognize the most common labor, health, and safety issues in global supply chains, such as workplace safety, working hours, child labor, and wages, and identify solutions to address these challenges.

2.3. What if I already have an account?

- If you already have an account in the OneSource Academy, just go to <https://nike.academy.onesourceconnect.com>, and log in using your existing email.
- If you encounter any issues during login, please contact us at SupportAcademy@bureauveritas.com for assistance.

- **For example:** Your account is inactive.



2.4. What is the cost of the course?

This training is free of charge.

2.5. How long does the course take to complete?

The training is self-paced, so you can learn in your own time. The course is designed in a modular format, so you only need to complete the modules that are appropriate for you.

While the entire course takes approximately 8 hours, your actual time may be significantly less depending on the modules you choose.

2.6. What languages are available for the course?

The English version will be available in July 2025 and Chinese (Simplified), Vietnamese and Bahasa will be available in September 2025. You can select your training's preferred language.

2.7. Can learners choose their preferred language in the system interface?

Yes, you can choose their preferred system interface language.

2.8. Who should I contact if I have questions during the training?

For questions regarding the system and technical troubleshooting, please contact:

SupportAcademy@bureauveritas.com.

For inquiries related to Nike's Code and CLS Training specifically, please [make a support request](#) here.